

Privacy Policy | Feedback | Like 100 | Tuesday, Oct 9th 2018 10AM 19°C 1PM 19°C 5-Day Forecast

**MailOnline** femail

Home | News | U.S. | Sport | TV & Showbiz | Australia | Femail | Health | Science | Money | Video | Travel | DailyMailTV

Local Healthbeat | Food | Fashion Fixer | Food | Shopping | Gardening | Wine | Baby Ring | Discounts

Log in

---

**SUMMER SUN** **Jet2holidays** **CLICK TO EXPAND**

---

**Fancy living next door to royalty? VERY flashy development set to spring up beside Kensington Palace will offer views of the Fab Four's gardens (but homes will cost up to £30 MILLION)**

- A new luxury development set to spring up in west London will be a stone's throw from Kensington Palace
- Residents will have views of royals' home and its neighbouring gardens - but homes cost from £2 million
- Named Park Modern, the £450 million brainchild of London developer Fenton Whelan will comprise 57 homes
- Billed as 'London's most prestigious residential development', it will include 30,000 sq ft commercial space

By UNITY BLOTT FOR MAILONLINE  
PUBLISHED: 11:50, 6 August 2018 | UPDATED: 12:29, 6 August 2018

Share | 24


Royal fans will have the opportunity to be next-door neighbours of Harry and Meghan - for the eye-watering price of £30 million.

A new luxury development set to spring up next to Kensington Palace will be just a stone's throw from the sprawling London residence of the Sussexes and the Cambriges, as well as Princess Eugenie and the Duke and Duchess of Kent.


Named Park Modern, the £450 million brainchild of London developer Fenton Whelan will comprise 190,000 sq ft, including 57 homes offering sweeping views of Kensington Palace and its surrounding gardens.

Renderings for the jaw-dropping homes reveal residents will be able to benefit from sprawling roof terraces, marble-lined bathrooms and panoramic views across the capital.

Billed as 'London's most prestigious residential development', it will also include 30,000 sq ft of commercial space with homes set to be priced at between £2 million and £30 million.



A rendering for new development Park Modern, set to neighbour Kensington Palace in London, shows a sprawling marble-lined bathroom. It has been hailed as 'one of the best real estate assets to be unveiled in prime central London in the last decade'.



A rendering of the upcoming development, Park Modern, shows a spacious living room in one of the planned luxury penthouses. The building will feature a striking facade with floor-to-ceiling windows, balconies and rooftop terraces.

Residents at Park Modern, the new £450 million development from Fenton Whelan, will be neighbours to the Duke and Duchess of Cambridge and the Duke and Duchess of Sussex, who lives at London's Kensington Palace (pictured)



Harry, Meghan, Kate and William (L-R, pictured in London in February) live just a stone's throw from the new development from Fenton Whelan, which will comprise 57 new luxury properties priced between £2million and £30million



The building, to be named Park Modern (left) will feature a striking facade with floor-to-ceiling windows, balconies and rooftop terraces. This map reveals the new development's proximity to Kensington Palace

The development will be located on a city block bordered by Bayswater Road, Queensway and Inverness Terrace, and with planning consent granted, work on the site is expected to commence imminently with an expected completion time of three years.

Developers say Park Modern will 'spearhead' an impending multimillion pound 'transformation' of Queensway into Bayswater Village by Westminster City Council, which will also include the building of a new Royal Gateway for Kensington Gardens.

**SHARE THIS ARTICLE** **RELATED ARTICLES**

Getting a leg up on the property ladder? Young couple built...  
How the power of paint can transform your home: Renovation...  
The only way is Chavvot: Drunken brawl, late taxi galore...


The building will feature a striking facade with floor-to-ceiling windows, balconies and rooftop terraces. It will also boast a dramatic double-height entrance foyer, and 57 residences from one- to five-bedroom homes including duplex penthouses.

Residents will be able to take advantage of a luxury retail boutique, signature restaurant and a VIP health spa club.


Sanjay Sharma, co-founding director at Fenton Whelan said: 'Prime London mixed use schemes don't get any better than this, a unique offering of royal neighbours, a park-side address and palace and garden views.'




A rendering of the upcoming development, Park Modern, shows a spacious living room in one of the planned luxury penthouses. The building will feature a striking facade with floor-to-ceiling windows, balconies and rooftop terraces




Residents at Park Modern, which cost between an eye-watering £2 million and £30 million, will be able to take advantage of stunning views across Kensington and light-filled rooms like this dining area (pictured)




A roof terrace at Park Modern, which is expected to be completed in three years' time. Located in west London, neighbouring Kensington Palace, it will offer sweeping views across Kensington Gardens stretching all the way into central London




A huge swimming pool at planned development Park Modern, in west London. The building will also boast a dramatic double-height entrance foyer, and 57 residences from one- to five-bedroom homes including duplex penthouses




An expansive, light-filled living space at the planned Park Modern development. Billed as 'London's most prestigious residential development', it will also include 30,000 sq ft of commercial space with homes priced up to £30 million




A blingy dining room in the planned Park Modern building in west London. The new £450 million development set to spring up next to the young royals' London residence will be just a stone's throw from Kensington Palace



A sweeping, light-filled foyer in the Park Modern development which is about to be built in west London. The brainchild of London developer Fenton Whelan, the space will comprise 190,000 sq ft mixed use development, including 57 homes overlooking Kensington Palace and its surrounding gardens



A large master bedroom in one of the 57 residences in planned development Park Modern. Billed as 'London's most prestigious residential development', it will also include 30,000 sq ft of commercial space



A curved facade and floor-to-ceiling windows at the planned Park Modern, to be built next to Kensington palace in London. Sanjay Sharma, co-founding director at Fenton Whelan said: 'Prime London mixed use schemes don't get any better than this, a unique offering of royal neighbours, a park-side address and palace and garden views'




The Park Modern building (seen right) is set to overlook Kensington Palace and its surrounding gardens (seen left) in west London when it is completed in three years' time, with luxury homes starting at £2million



Images showing the planned Park Modern development (right) in West London. The 'regeneration' of Queensway into Bayswater Village will also see the creation of a new junction at Bayswater Road and a new public plaza



Images show a dramatic chandelier as the centrepiece of a living room (left) and the outside of the planned Park Modern development (right). James Van Den Heule, co-founding director at Fenton Whelan, has called the project 'one of the best real estate assets to be unveiled in prime central London in the last decade'



A curved facade and floor-to-ceiling windows at the planned Park Modern, to be built next to Kensington palace in London. Sanjay Sharma, co-founding director at Fenton Whelan said: 'Prime London mixed use schemes don't get any better than this, a unique offering of royal neighbours, a park-side address and palace and garden views'

'Park Modern will be Central London's finest new luxury development, representing the culmination of our vision for the regeneration of Queensway into Bayswater Village.

'The new Royal Gateway will provide a unique opportunity to join Hyde Park to Queensway and deliver a legacy monument for the area.'

The 'regeneration' of Queensway into Bayswater Village will also see the creation of a new junction at Bayswater Road, a new public plaza, enhanced street frontages, public artwork, widened pavements, improved lighting and new landscaping.

James Van Den Heule, co-founding director at Fenton Whelan, added: 'Park Modern is one of the best real estate assets to be unveiled in prime central London in the last decade. We are proud that the development will spearhead the long-awaited regeneration of Queensway and W2.'

Share or comment on this article. Park Modern luxury homes to be built next to Kensington Palace